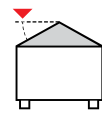
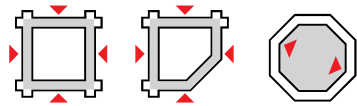


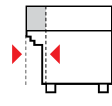
Bohlenaußenmaß



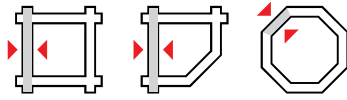
Dachneigung



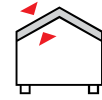
Wandaußenmaß



Vordach



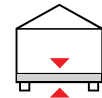
Bohlenstärke



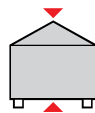
Dachbretter



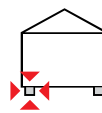
Seitenwandhöhe



Fußbodenstärke



Firshöhe



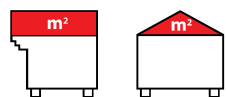
Fundamenthölzer



Grundfläche



Tür



Dachfläche



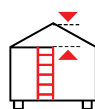
Fenster



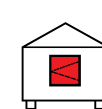
Umbauter Raum



Dreh/Kipp - Fenster



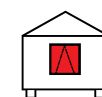
Dachbodenhöhe



Dreh - Fenster



Dreh - Fenster +
Dreh/Kipp - Fenster



Kipp - Fenster